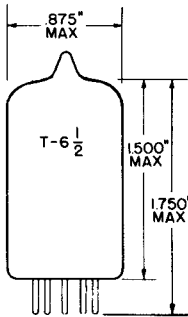


## TUNG-SOL

## DOUBLE TRIODE

MINIATURE TYPE



GLASS BULB  
SMALL BUTTON  
9 PIN BASE E9-1  
OUTLINE DRAWING  
JEDEC 6-1

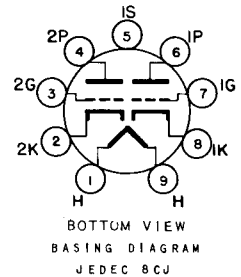
COATED UNIPOTENTIAL CATHODE

HEATER

6.3 VOLTS 350 MA.

AC OR DC

ANY MOUNTING POSITION



THE 5670 IS A HIGH-FREQUENCY DOUBLE TRIODE USING THE 9 PIN MINIATURE CONSTRUCTION. IT IS DESIGNED FOR RELIABLE LIFE UNDER CONDITIONS OF INTERMITTENT OPERATION.

## DIRECT INTERELECTRODE CAPACITANCES

WITH NO EXTERNAL SHIELD

PLATE TO GRID (EACH SECTION) <sup>A</sup>	→	1.1	pf
PLATE TO CATHODE (EACH SECTION) <sup>A</sup>		1.0	pf
GRID TO CATHODE (EACH SECTION) <sup>A</sup>		2.2	pf
PLATE TO PLATE (NOMINAL)		0.05	pf
PLATE TO PLATE (MAXIMUM)		0.10	pf

<sup>A</sup> INTERNAL SHIELD AND HEATER CONNECTED TO CATHODE.

## RATINGS

EACH TRIODE SECTION - DESIGN CENTER VALUES

MAXIMUM HEATER CATHODE VOLTAGE	90	VOLTS
MAXIMUM PLATE VOLTAGE	300	VOLTS
MAXIMUM PLATE DISSIPATION	1.5	WATTS
MAXIMUM DC CATHODE CURRENT	16.5*	MA.
BULB TEMPERATURE AT HOTTEST POINT (ABSOLUTE MAXIMUM)	165*	°C

CONTINUED ON FOLLOWING PAGE

## TUNG-SOL

CONTINUED FROM PRECEDING PAGE

## TYPICAL OPERATING CONDITIONS AND CHARACTERISTICS

CLASS A<sub>1</sub> AMPLIFIER

PLATE VOLTAGE	150	VOLTS
CATHODE RESISTOR (EACH SECTION)	240	OHMS
PLATE CURRENT (EACH SECTION)	8.2	MA.
TRANSCONDUCTANCE (EACH SECTION)	5 500	MMHOS
AMPLIFICATION FACTOR	35	
GRID VOLTAGE (APPROX.) FOR $I_b = 10 \mu A$ .	→ -8	VOLTS

CLASS AB<sub>1</sub> AMPLIFIER

PLATE VOLTAGE	300	VOLTS
CATHODE RESISTOR	800	OHMS
AF GRID TO GRID VOLTAGE (RMS)	14	VOLTS
ZERO-SIGNAL PLATE CURRENT (EACH SECTION)	4.9	MA.
MAXIMUM SIGNAL PLATE CURRENT (EACH SECTION)	6.3	MA.
LOAD IMPEDANCE (PLATE-TO-PLATE)	27 000	OHMS
TOTAL HARMONIC DISTORTION	10	PERCENT
MAXIMUM SIGNAL POWER OUTPUT	1.0	WATT

## SPECIAL TESTS AND RATINGS \*

## HEATER-CYCLING RATINGS

CYCLES OF INTERMITTENT OPERATION, MINIMUM E <sub>f</sub> = 7.5 VOLTS CYCLED FOR ONE MINUTE ON AND ONE MINUTE OFF. E <sub>b</sub> = E <sub>c</sub> = 0 VOLTS. E <sub>hk</sub> = 435 VOLTS WITH HEATER POSITIVE WITH RESPECT TO CATHODE.	2 000	CYCLES
--	-------	--------

## SHOCK RATING

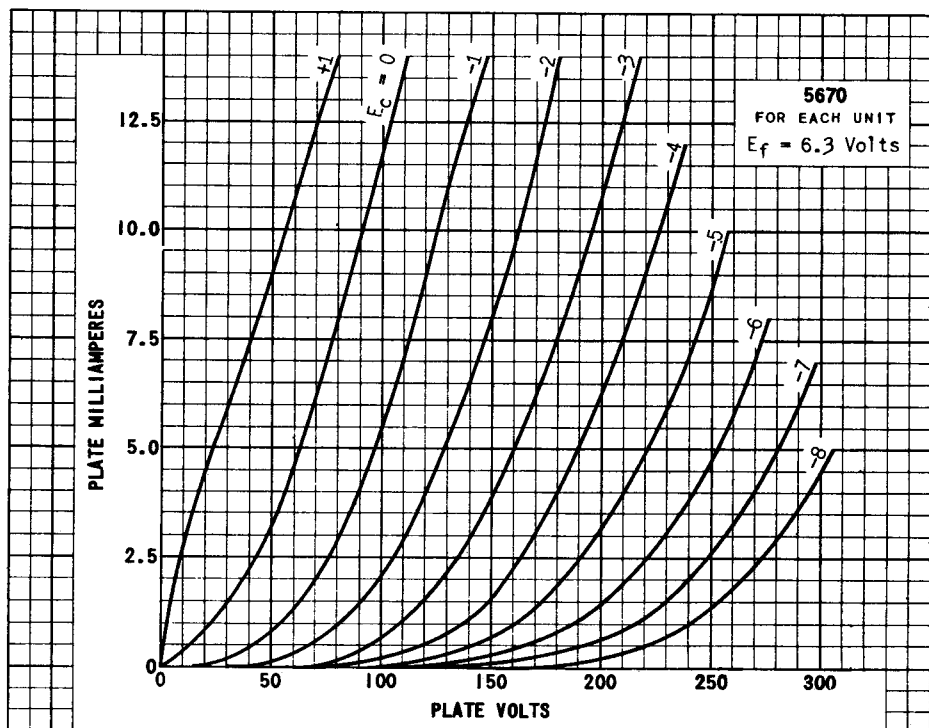
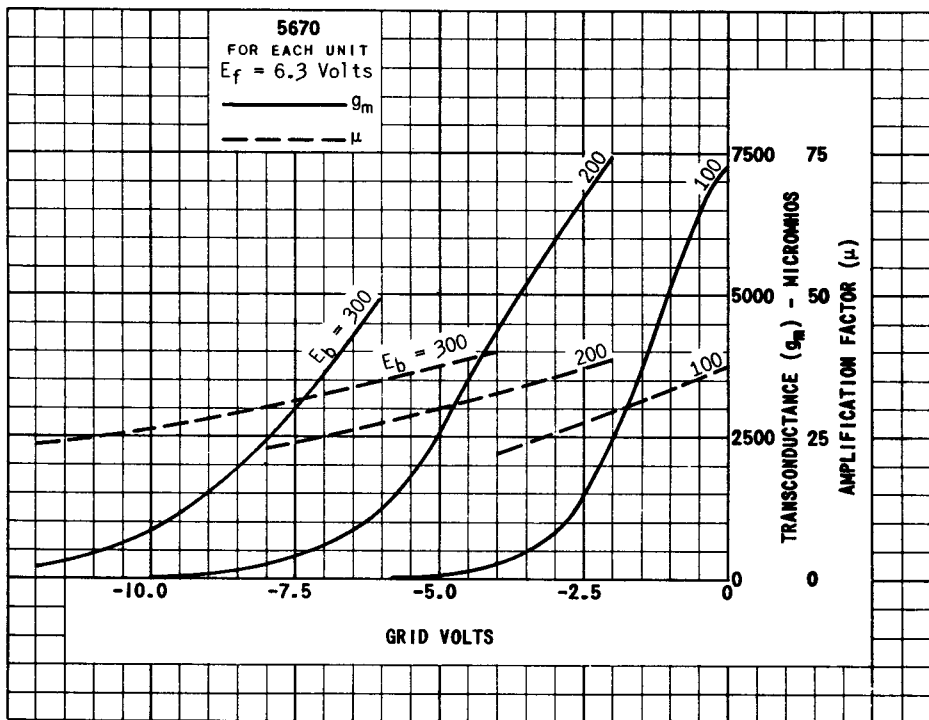
IMPACT ACCELERATION IN ANY DIRECTION FORCES AS APPLIED BY THE NAVY-TYPE, HIGH IMPACT (FLYWEIGHT) SHOCK MACHINE FOR ELECTRONIC DEVICES OR ITS EQUIVALENT.	600	G
---	-----	---

## FATIGUE RATINGS

VIBRATIONAL ACCELERATION IN ANY DIRECTION VIBRATIONAL FORCES FOR A PERIOD OF AT LEAST 100 HOURS AT A FREQUENCY OF 25 CYCLES PER SECOND	2.5	G
---	-----	---

→ INDICATES A CHANGE.

\* INDICATES AN ADDITION.



PRINTED IN U. S. A.